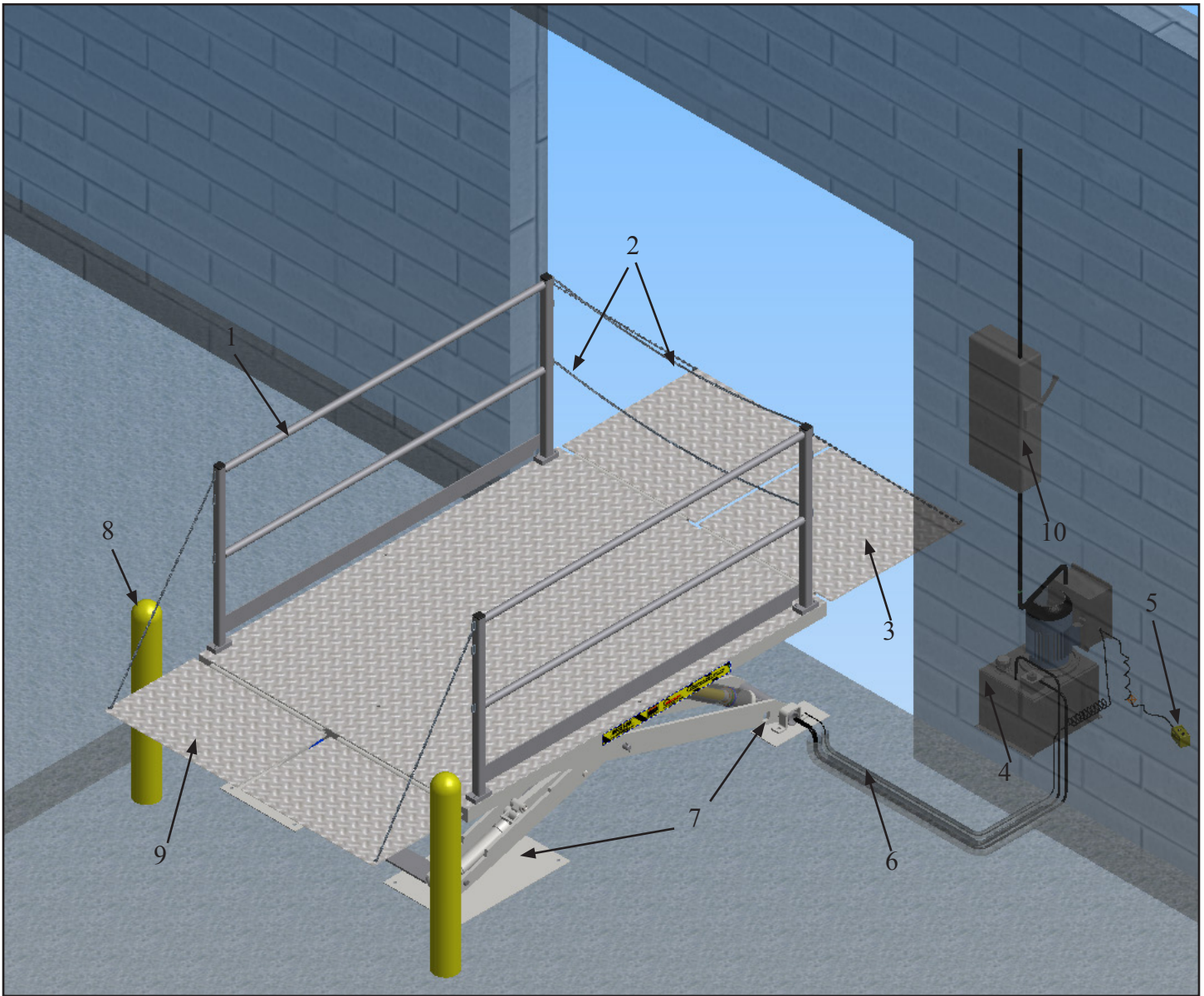




**PENTALIFT EQUIPMENT CORPORATION**

**Application: (F) Surface Installation - Dock Lift - End Installed With An Approach Ramp**



- |  |  |
|--|--|
| 1. Removable guard rails                 | 6. Hydraulic & electrical lines in conduit |
| 2. Access chains (two, upper and lower)  | 7. Wear plates and retaining cradles       |
| 3. Approach Ramp                         | 8. Bollards (by others)                    |
| 4. Remote power unit                     | 9. Bridge plate(s)                         |
| 5. Push button control on 10 ft. of cord | 10. Electrical disconnect (by others)      |

**Notice:** The above is a generic application depiction drawing with generic bills of materials. Not for construction or building purposes. Not all of the components listed are included or provided by the factory. Consult factory for specific job drawings and component requirements.

**PENTALIFT EQUIPMENT CORPORATION**

P O Box 1510 Buffalo NY U.S.A. 14240-1510

P O Box 1060 Guelph ON Canada N1H 6N1

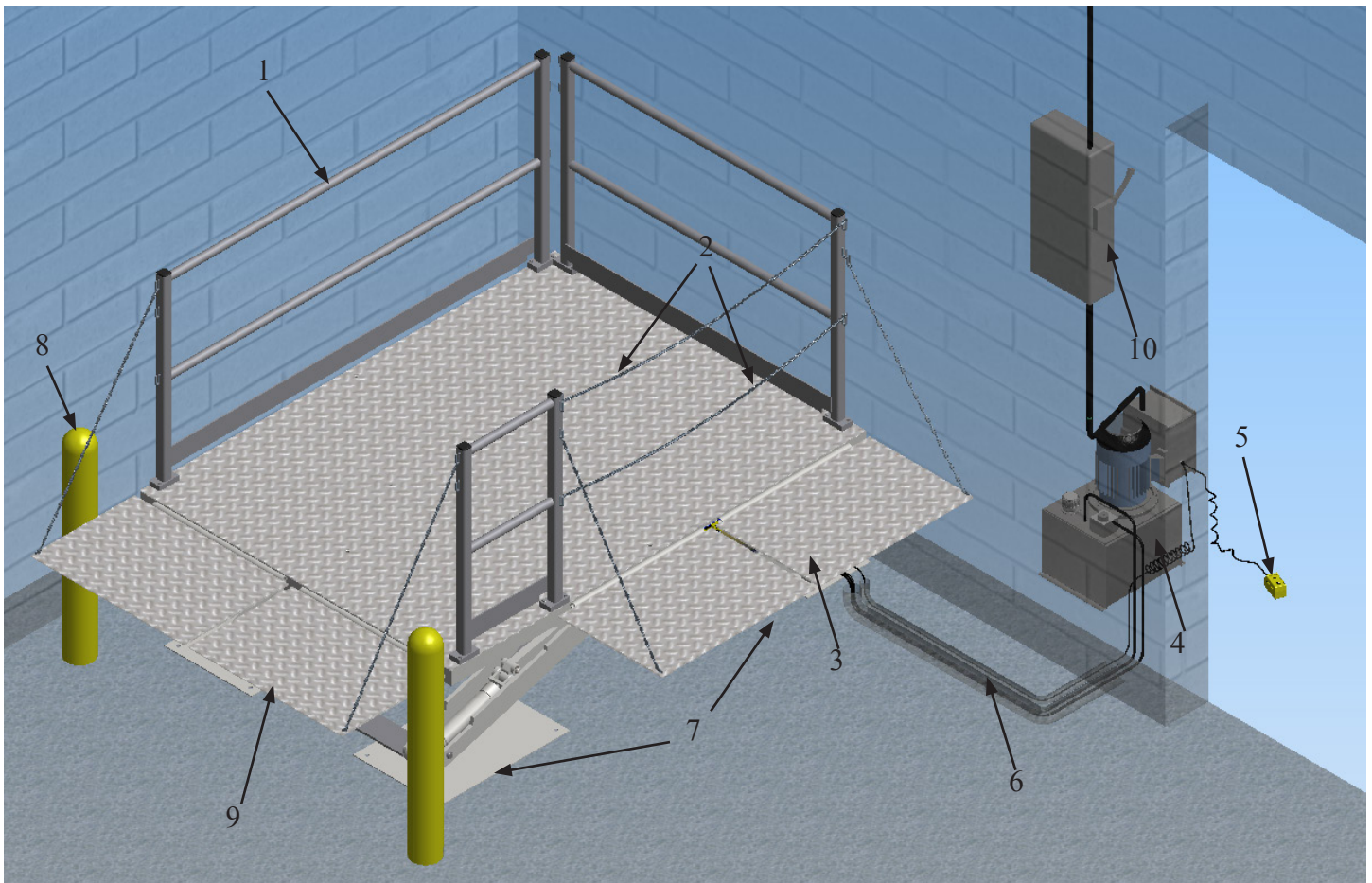
Website: [www.pentalift.com](http://www.pentalift.com)

Phone (519) 763-3625 Fax (519) 763-2894

Phone (519) 763-3625 Fax (519) 763-2894

Email: [dock@pentalift.com](mailto:dock@pentalift.com)

**Application:** (G) Surface Installation - Dock Lift - Side Installed - Permits Unobstructed Traffic Through Door



- |  |  |
|--|--|
| 1. Removable guard rails                 | 6. Hydraulic & electrical line(s) in conduit |
| 2. Access chains (two, upper and lower)  | 7. Wear plates and retaining cradles         |
| 3. Approach Ramp                         | 8. Bollards (by others)                      |
| 4. Remote power unit                     | 9. Bridge plate(s)                           |
| 5. Push button control on 10 ft. of cord | 10. Electrical disconnect (by others)        |

**Notice:** The above is a generic application depiction drawing with generic bills of materials. Not for construction or building purposes. Not all of the components listed are included or provided by the factory. Consult factory for specific job drawings and component requirements.

## PENTALIFT EQUIPMENT CORPORATION

P O Box 1510 Buffalo NY U.S.A. 14240-1510

P O Box 1060 Guelph ON Canada N1H 6N1

Website: [www.pentalift.com](http://www.pentalift.com)

Phone (519) 763-3625 Fax (519) 763-2894

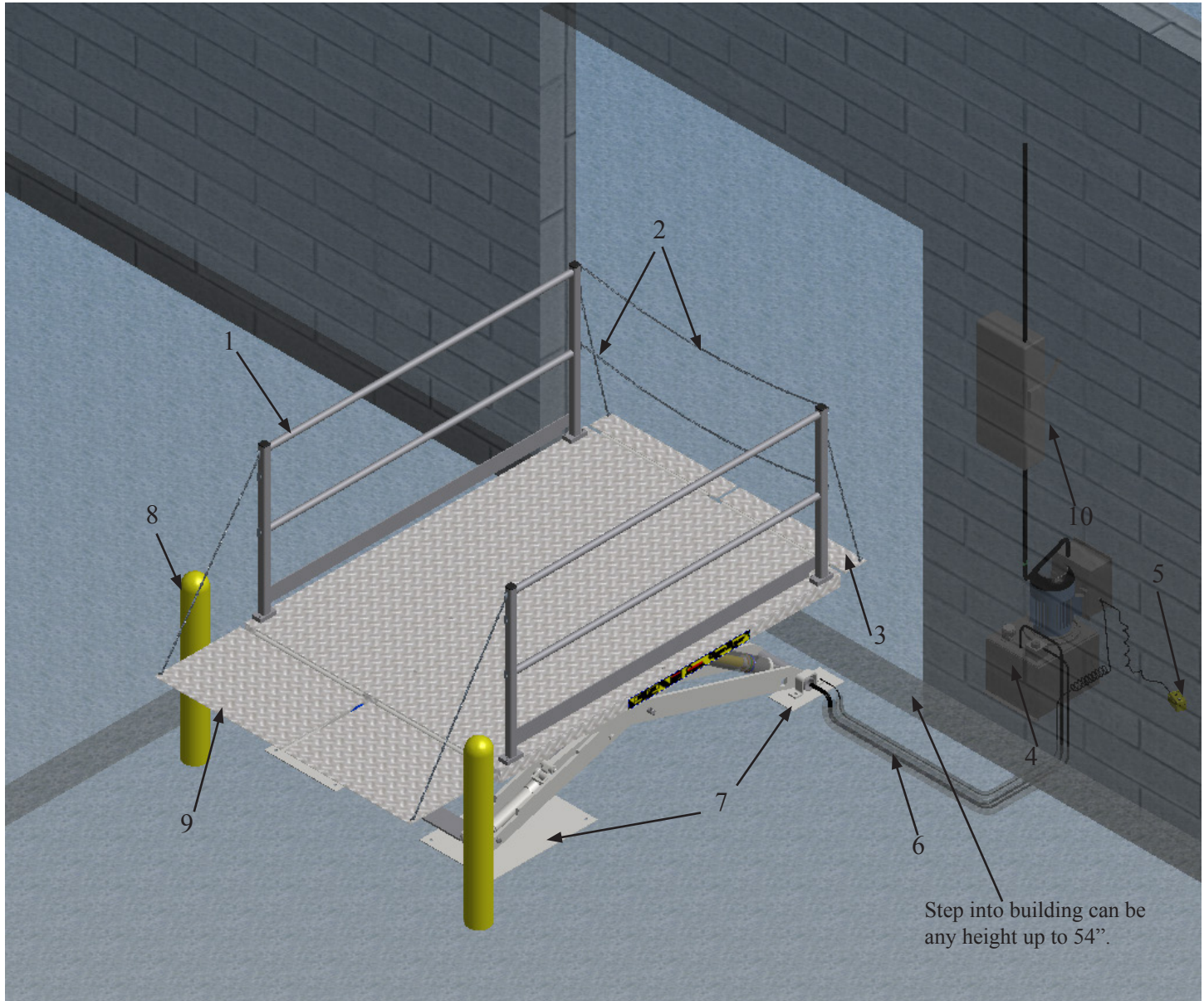
Phone (519) 763-3625 Fax (519) 763-2894

Email: [dock@pentalift.com](mailto:dock@pentalift.com)



## PENTALIFT EQUIPMENT CORPORATION

**Application:** (H) Surface Installation - Dock Lift - End Installed With “Curb” Or Step Up Into The Facility



- |  |   |
|--|---|
| 1. Removable guard rails                 | 6. Hydraulic & electrical lines in conduit(s) |
| 2. Access chains (two, upper and lower)  | 7. Wear plates and retaining cradles          |
| 3. Approach Ramp                         | 8. Bollards (by others)                       |
| 4. Remote power unit                     | 9. Bridge plate(s)                            |
| 5. Push button control on 10 ft. of cord | 10. Electrical disconnect (by others)         |

**Notice:** The above is a generic application depiction drawing with generic bills of materials. Not for construction or building purposes. Not all of the components listed are included or provided by the factory. Consult factory for specific job drawings and component requirements.

## PENTALIFT EQUIPMENT CORPORATION

P O Box 1510 Buffalo NY U.S.A. 14240-1510

P O Box 1060 Guelph ON Canada N1H 6N1

Website: [www.pentalift.com](http://www.pentalift.com)

Phone (519) 763-3625 Fax (519) 763-2894

Phone (519) 763-3625 Fax (519) 763-2894

Email: [dock@pentalift.com](mailto:dock@pentalift.com)